

Body Selector

FORMULA

Percentage of Body & Payload Weight Carried by Axles

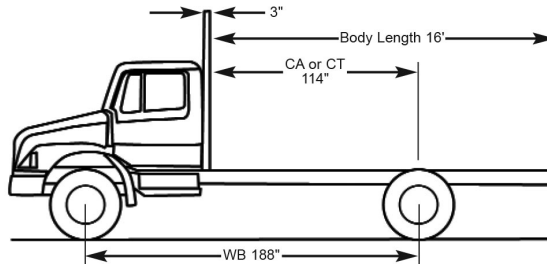
Example: C.A. or C.T. Dimensions
 Subtract cab to body clearance
 Subtract half body length (16' body)

Body center ahead of rear axle center:

CENTER OF BODY MUST BE AHEAD OF REAR AXLE CENTERLINE.

Divide the body center ahead of the rear axle center by the wheelbase. This gives the percentage of body and payload weight on the front axle.

Example: $15" \div 188" \text{ W.B.} = .0797$ or 8% on the front axle; 92% on the rear axle.



TRUCK CLASSIFICATIONS by GVWR

Class 1	0-6,000 lbs.
Class 2	6,001-10,000 lbs.
Class 3	10,001-14,000 lbs.
Class 4	14,001-16,000 lbs.
Class 5	16,001-19,500 lbs.
Class 6	19,501-26,000 lbs.
Class 7	26,001-33,000 lbs.
Class 8	33,001 +

DUMP BODY LENGTHS FOR POPULAR C.A.'S

SINGLE AXLE

C.A.	Body Length Recommended*	TANDAM AXLE C.T.	Body Length Recommended*
60"	9'	84"	12'
84"	11'	102"	13'6"
120"	14'	108"	14'
138"	16'	120"	15'

Platform/Van Body Lengths for Popular C.A.'s

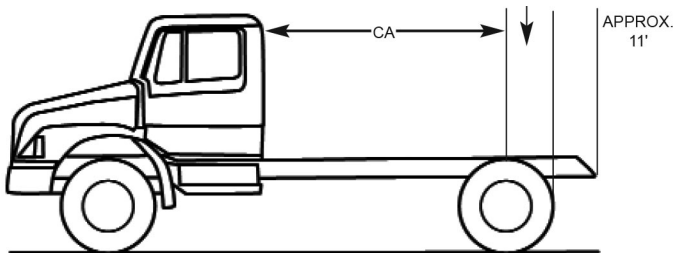
C.A.	Body Length
56"	8'
60"	9'
72"	10'
84"	12'
102"	13'
108"	14'

Service Body

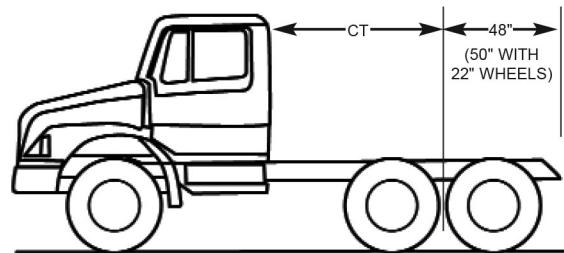
C.A.	Body Length
56"	8'
60"	9'
84"	11'
108"	13'

* Based on 12' body overhang. C.A. & C.T. measurements are approximate and to be used only for estimating body lengths.

For longer dump bodies, please contact your Auto Truck Group Sales Representative



On single axle units - C.A. plus 32" is hinge center. Subtracted from body length will give overhang. No allowance has been made for cab clearance, muffler or exhaust stack interference.



To determine body overhang from the hinge point, use C.T. of chassis plus 48". Subtract this total from the length of body. Remainder is approximate overhang. No allowance has been made from cab clearance, muffler or exhaust stack interference.

Facilities

Charleston	CHA
211 Farmington Road Summerville, SC 29483 843-875-7071	
Chicago	CHI
1420 Brewster Creek Blvd. Bartlett, IL 60103 630-860-5600	
Colorado Springs	COS
2425 E. Platte Place Colorado Springs, CO 80909 719-597-0400	
Denver	DEN
11951 East 33rd Avenue Aurora, CO 80010 303-365-8828	
Fort Wayne	FTW
13710 Lower Huntington Rd. Roanoke, IN 46783 260-493-1800	
Fort Worth	FTX
711 Airway Drive Fort Worth, TX 76106-1902 817-624-3650	
Kansas City	KCM
3699 N. Booth Ave. Kansas City, MO 64161 816-842-4065	
Louisville	LOU
30 Kingbrook Parkway Simpsonville, KY 40067 502-489-5480	
New Jersey	MSH
499 A E Kings Highway Maple Shade, NJ 08052 856-222-0871	
St. Louis	STL
21 Elaine Drive O'Fallon, MO 63366 636-281-0390	
Toronto	TOR
2300 Haines Road Mississauga, Ontario L4Y-1Y6 905-361-9800	
Saltillo, MX	SMX
Toll-Free Parts	MFG
877-284-4440	

Ship Through Codes

FCA

SHIP THROUGH CODE	FACILITY
99767A	FTW
Ram 1500 / 2500 / 3500 HD Grand Cherokee, Durango	
99751A	FTW
Ram 3500 / 4500 / 5500 Cab Chassis ProMaster Cab Chassis and Cutaway	
99755A	CHI
Durango, Charger, Police Charger Ram 1500 / 2500 / 3500 HD, Pacifica Compass, Patriot, Cherokee 200, 300, Journey, Minivan, Fiat	
99757A	CHI
Ram 3500 / 4500 / 5500 Cab Chassis ProMaster Cab Chassis and Cutaway	
99783A	SMX
ProMaster Van	
99887A	TOR
All Models Except Ram 4500 / 5500 & ProMaster Van	
99851A	TOR
Ram 4500 / 5500 Cab Chassis	
99783A	SMX
ProMaster Van	
99702A	MSH
ProMaster City Renegade	
FORD	
SHIP THROUGH CODE	FACILITY
31A / D9G	CHI
Taurus (Not SHO) Explorer Lincoln (MKS only)	
31J / D9D	LOU
E-Series	
31L / D9E	LOU
Super Duty Expedition	
31L / D9U	LOU
Escape	
31A / D9K	KCM
F-150, Transit	
31A / D9K	KCM
F-150, Transit	
31T / D91	MSH
Transit Connect	
36A	TOR
F150, Super Duty, Transit Low Roof, Transit Connect, Escape, Focus, Fusion, Explorer	

GM

SHIP THROUGH CODE	FACILITY
TRE	FTW
Silverado/Sierra 1500 / 2500 / 3500 HD Regular Cab Silverado/Sierra 1500 / 2500 / 3500 HD Double Cab Silverado/Sierra 3500 Reg Cab Chassis 60" CAw/ L96	
VUI	FTW
Silverado/Sierra 2500 / 3500 HD Crew Cab Silverado/Sierra 3500 Reg Cab Chassis 60" CAw/L5P Silverado/Sierra 3500 Reg Cab Chassis 84" CA L96/L9W	
SVY	FTW
Cruze Sedan	
CAM	FTW
Equinox	
Vi1	FTX
Silverado / Sierra 1500 Crew Cab	
TDL	FTX
Trax	
ANV	KCM
Cruze Hatchback	
SQF	STL
City Express	
TBQ	STL
Colorado / Canyon Express / Savanna Cargo	
297720	TOR
All Models	

MERCEDES-BENZ

SHIP THROUGH CODE	FACILITY
UA5 - Fleet	CHA
Sprinter / Metris	
UA1 - Dealer	CHA
Sprinter / Metris	

TOYOTA

SHIP THROUGH CODE	FACILITY
9B	FTX
Tacoma / Tundra	

Drop Ship Codes

UPFITTER	TYPE	CHI	COS	DEN	FTW	FTX	KCM	LOU	MSH	STL	TOR
Chevrolet	Light	54048	59812	47864	59822	68591	31983	68876	61457	61358	81965
Chevrolet BAC	Light	134743	132000	210539	133156	147686	203335	214109	286043	288826	297720
GMC	Light	54048	56925	47864	56033	68591	31983	68876	61457	61358	81965
GMC BAC	Light	134743	132000	210539	133156	147686	203335	214109	286043	288826	297720
FCA	ALL	T1560	T4845	T8895	T5229	T9474	T5600	T8488	T9963		CX740
Ford	ALL	88NX79	88TZ11	88THO2	88MW23	88RDP1	88QFG6	88MAV5	88DNX8		B8897
Nissan		X2485	X2489	X2488	X2491	X2486	X2487	X2490	X2692		

FREIGHTLINER - TOYOTA - WESTERN STAR - CALL FOR MORE INFO